

# Skills Weaving Learning Portal

---

Welcome & getting started guide

# Your journey in academia

You may have just embarked on your PhD, or already gained experience as a postdoctoral researcher;

You may have a clear idea about your career ambitions, or are defining them along the way;

You may not yet have developed certain skills, or are looking for new approaches to your work;

For all you early career researchers, we compiled a growing set of insights, tools, and resources to support you on your journey in academia. We are glad you found your way to the Skills Weaving Learning Portal and invite you to browse through the course catalogue.

Wishing you a joyful and enriching learning experience on the Skills Weaving Learning Portal.

With kind regards,

The Skills Weaving Team



# The Skills Weaving Learning Portal

The Skills Weaving Learning Portal offers access to course materials, tools, the Academic Skills Assessment, and more. Use it as a resource to increase or refresh your knowledge on a range of topics, from project management to leadership, and from academic writing to career development.

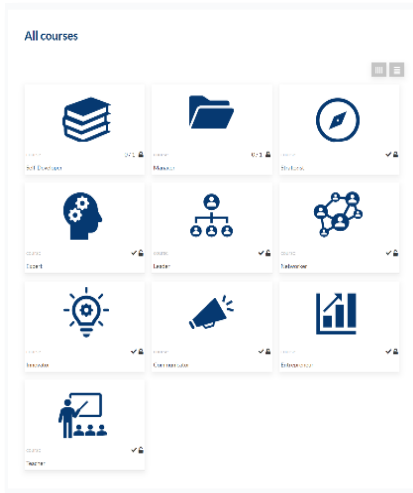
Be sure to check in regularly, as we will frequently upload new materials.

Access the **Skills Weaving Learning Portal** via [this link](#), using the login details you received by e-mail.

Do not hesitate to contact us via [contact@skillsweaving.com](mailto:contact@skillsweaving.com) with feedback, remarks, or in case of technical difficulties

## Develop skills in 10 essential domains

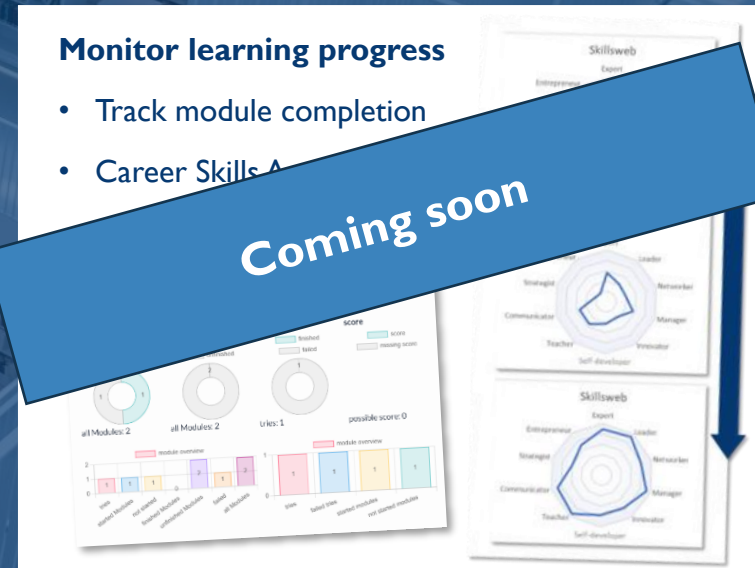
- Expert
- Leader
- Networker
- Manager
- Innovator
- Self-developer
- Teacher
- Communicator
- Strategist
- Entrepreneur



**Skills Weaving Learning Portal**

## Monitor learning progress

- Track module completion
- Career Skills A



**Skills Weaving**



# User guide

- How to log in?
- How to find your e-learning?
- Where to find your certificates?

Coming soon

# How to log in? (1/4)

- Click on the login link in your invitation mail.

Hello there,

Please note that we have added you to the Skills Weaving Learning Platform.

On first login we ask you to generate a strong password.

Username: ██████████

To set your password, visit the following address: <https://skillsweaving.net/wp-login.php?action=...>

Good luck, enjoy, and see you on our Learning Portal  
- Skills Weaving team



# How to log in? (2/4)

- Use the strong suggested password, or make one yourself
- Click Save Password

**Skills Weaving**

Enter your new password below or generate one.

New password

Jeb9mNM3bwzLGXsQ

Strong

Hint: The password should be at least twelve characters long. To make it stronger, use upper and lower case letters, numbers, and symbols like ! " ? \$ % ^ & ).

Generate Password

Save Password

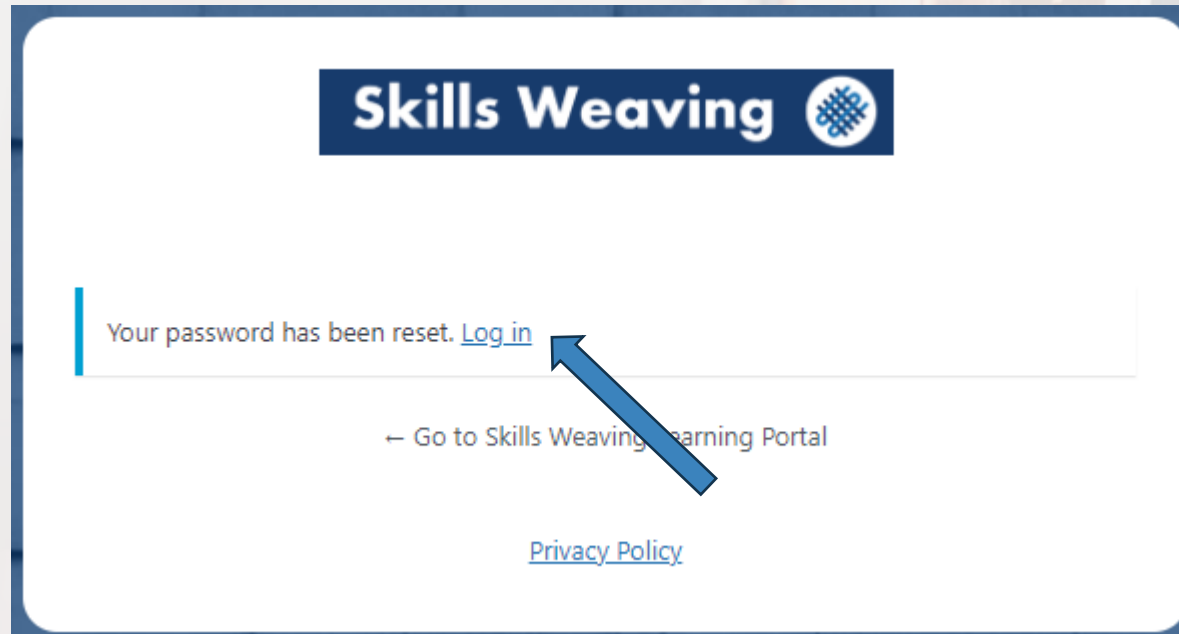
[Log in](#)

[Go to Skills Weaving Learning Portal](#)

[Privacy Policy](#)

# How to log in? (3/4)

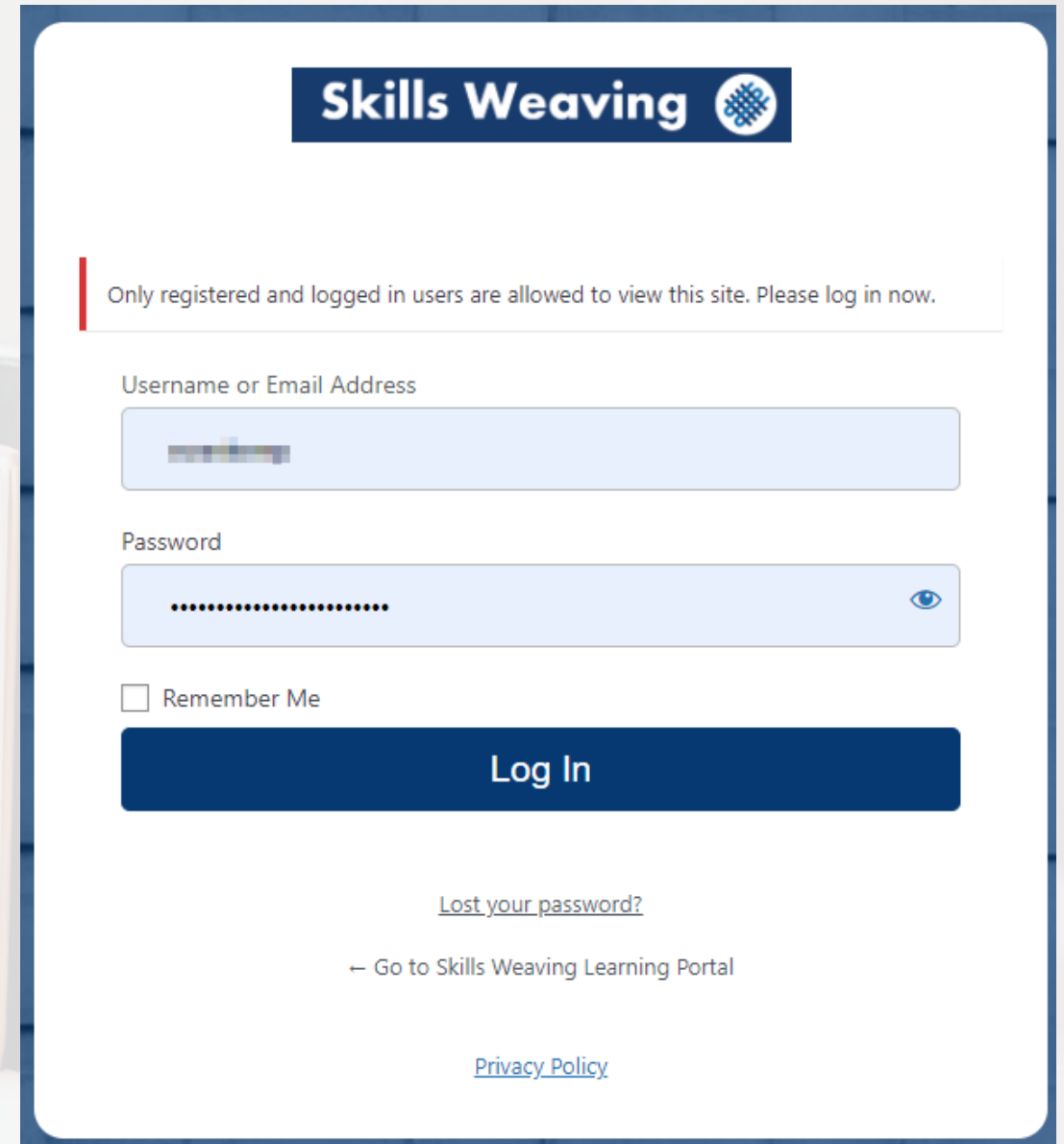
- Click Log in



The screenshot shows the Skills Weaving website interface. At the top left, there is a dark blue header with the text "Skills Weaving" and a circular logo containing a white woven pattern. Below the header, a white message box contains the text "Your password has been reset. [Log in](#)". A blue arrow points from the "Log in" link to the "Go to Skills Weaving Learning Portal" button below it. At the bottom of the message box, there is a link for "[Privacy Policy](#)".

# How to log in? (4/4)

- Log in with your username and password
  - The username is in the invitation email



The screenshot shows the Skills Weaving login interface. At the top right is the Skills Weaving logo. A red vertical bar on the left side of the login area highlights a message: "Only registered and logged in users are allowed to view this site. Please log in now." Below this are two input fields: "Username or Email Address" and "Password". The password field has a toggle icon for visibility. There is a "Remember Me" checkbox below the password field. A large blue "Log In" button is centered below the inputs. At the bottom, there are links for "Lost your password?", "Go to Skills Weaving Learning Portal", and "Privacy Policy".

**Skills Weaving**

Only registered and logged in users are allowed to view this site. Please log in now.

Username or Email Address

Password

Remember Me

**Log In**

[Lost your password?](#)

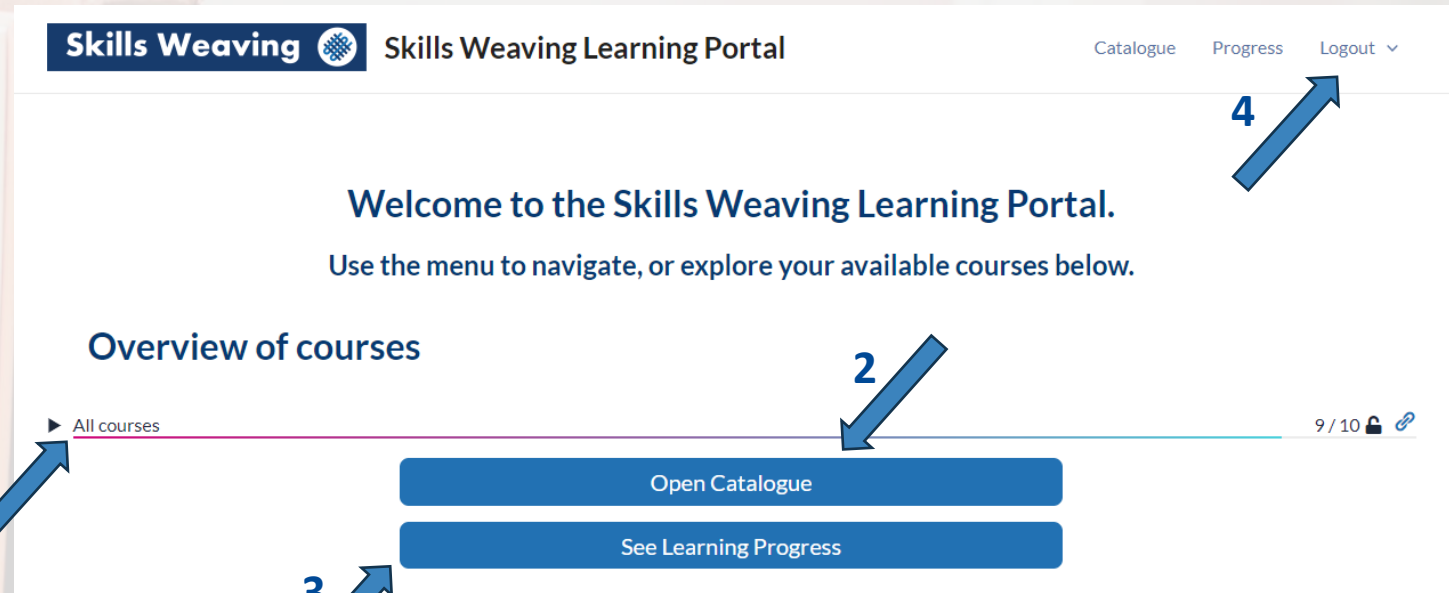
[Go to Skills Weaving Learning Portal](#)

[Privacy Policy](#)

# How to find your e-learning? (1/6)

On the landing page, there are a few things you can do:

- 1) Unfold all courses
- 2) Open the Catalogue
- 3) Show your progress
- 4) Log out



# How to find your e-learning? (2/6)

When using the Overview of courses on the landing page:

- Unfold all menu's until you find the e-learning you would like to start
- Click Start Module



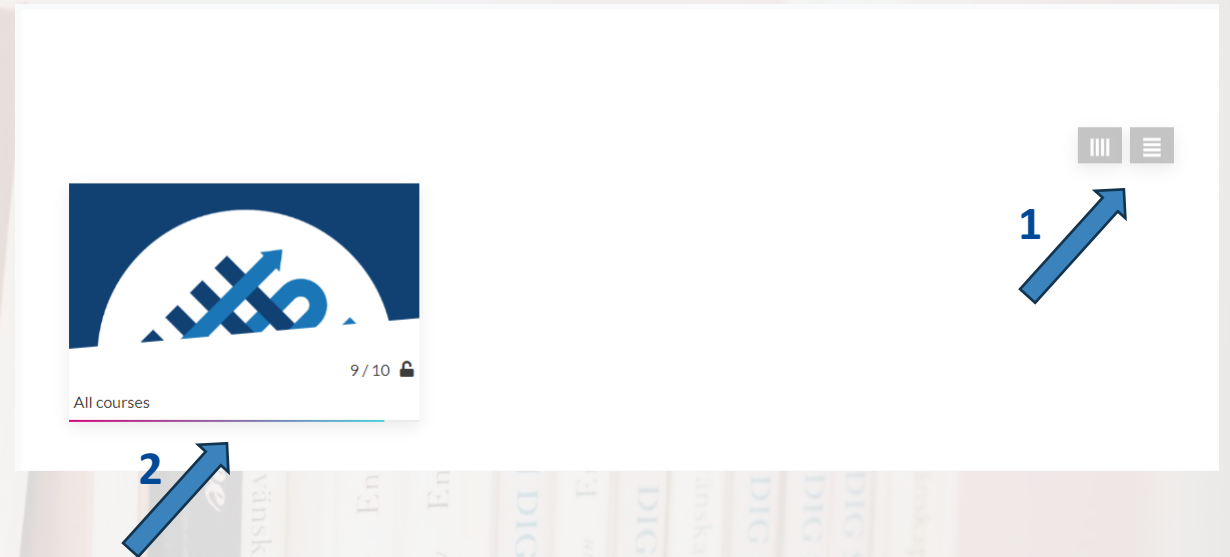
The screenshot shows a web interface titled "Overview of courses". It features a hierarchical list of courses. The "All courses" section is expanded, showing "Self-Developer" (1/2) and "Designing a Career Development Plan" (9/10). Under "Designing a Career Development Plan", there is a "Start Module" button. Below this, a list of roles is shown: "The Academic Skills Assessment", "Manager" (1/1), "Strategist" (1/1), "Learner", "Leader", "Networker", "Innovator", "Communicator", "Entrepreneur", and "Teacher". Each role has a lock icon, a checkmark, and a link icon. A blue arrow points to the "Start Module" button, and another blue arrow points to the "Designing a Career Development Plan" row.

Course	Progress	Lock	Check	Link
All courses	9 / 10	🔒	✓	🔗
Self-Developer	1 / 2	🔒	✓	🔗
Designing a Career Development Plan		🔒	✓	🔗
The Academic Skills Assessment		🔒	✓	🔗
Manager	1 / 1	🔒	✓	🔗
Strategist	1 / 1	🔒	✓	🔗
Learner		🔒	✓	🔗
Leader		🔒	✓	🔗
Networker		🔒	✓	🔗
Innovator		🔒	✓	🔗
Communicator		🔒	✓	🔗
Entrepreneur		🔒	✓	🔗
Teacher		🔒	✓	🔗

# How to find your e-learning? (3/6)

When using the Catalogue:

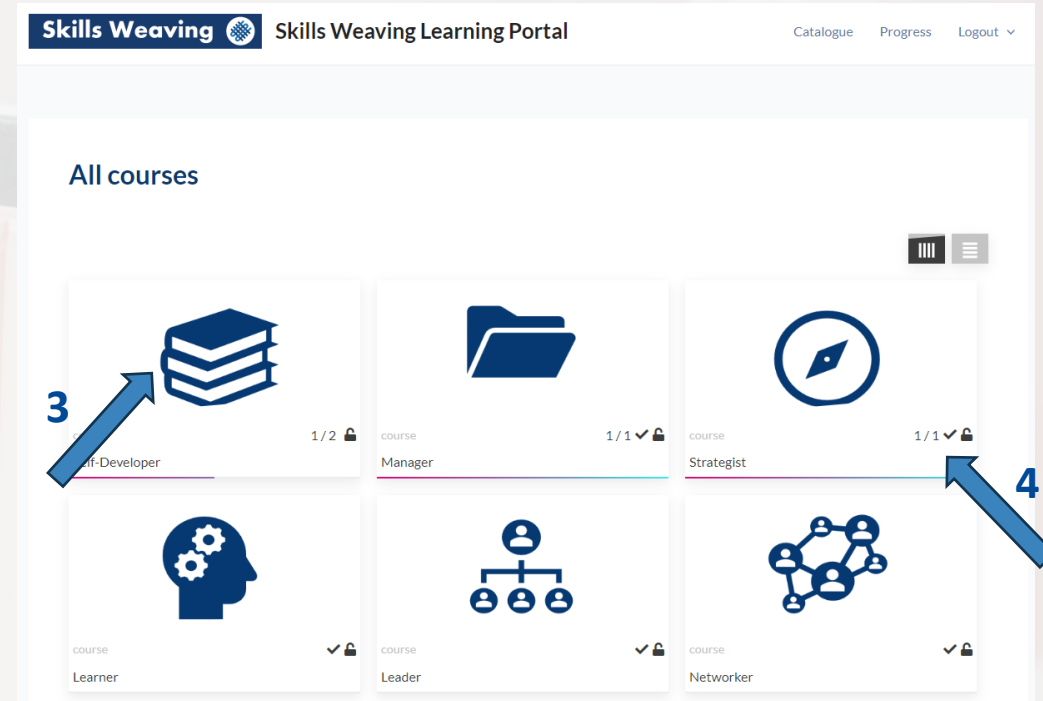
- 1) Select if you want a row-view of stay in tile-view
- 2) Click on All courses to see the full catalogue.



# How to find your e-learning? (4/6)

When using the Catalogue:

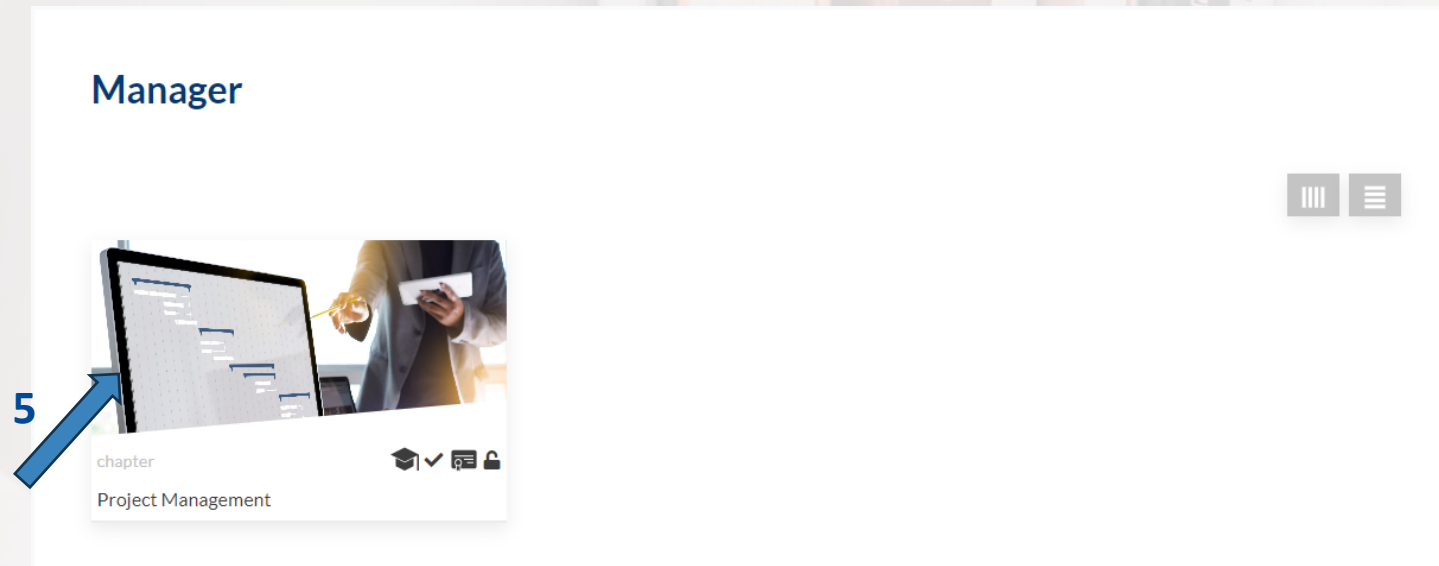
- 3) Select the category you want to find learning about.
- 4) The numbers in the right corner show how many e-learning is available, how many you completed and a ✓-mark if you completed all e-learning for the category



# How to find your e-learning? (5/6)

When using the Catalogue:

5) Select the e-learning you want to start

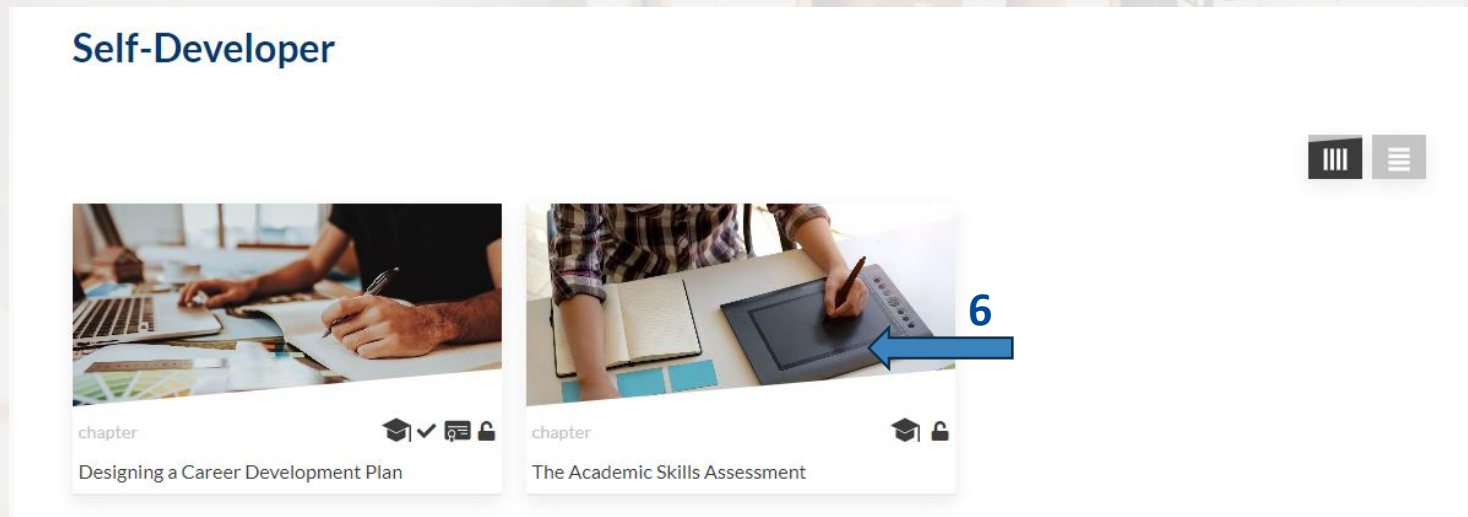


# How to find your e-learning? (6/6)

The Academic Skills Assessment is in a special section. Follow the instructions in the e-learning to get access!

You can find it here:

6) Self-Developer → The Academic Skills Assessment



# Good luck !

---

Any questions : [contact@skillsweaving.com](mailto:contact@skillsweaving.com)